



TRAVELLER MANUAL

Travel Code (TC) Generation Process

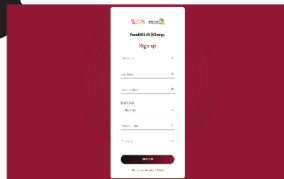


A person intending to travel outside Kenya to a destination that requires a COVID-19 test must take the test from an approved laboratory in Kenya. Once the test is done, the traveller will receive an email from admin@panabios.org or their lab contact with their Trusted Travel - TT - certificate.

On the certificate, they will find the Trusted Testing Code (TT Code) which shows that the test was done in an approved Trusted Lab. The TT Code is used as evidence of the test to generate a Travel Code (TC) for international travel. TT Code and TC are standard travel clearance requirements for international travel in a health emergency.

Travellers must always endeavour to check the test requirements of transit and destination countries as well as the latest list of Trusted Labs on xchange.panabios.org or www.africacdc.org/trusted-travel to ensure that their tests remain valid for the duration of their full trip

1



Traveller visits trustedtravel.panabios.org to create a TrustedTravel Account with their:

- First Name
- Last Name
- Email Address
- Phone Number
- Password

2



Traveller logs in with the details used in the account creation via trustedtravel.panabios.org.

- Username as the email address
- Password as the password chosen

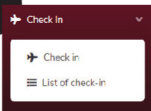
3



Once your login is successful, you will be sent to the Traveller dashboard with the following menu to your left:

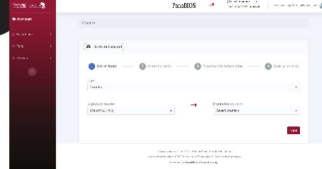
- Trusted Labs
- Tests
- Check In

4



Select **Check in** under **Check In** to begin TC generation process

5



Proceed to complete the details on the form in four simple steps

6

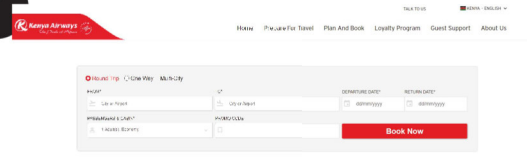


User can copy the TC just above the 2D barcode and present on travel

or

Download the code and present on travel

7



Alternatively, travellers can also give the TT Code to an airline to generate the TC for them or, generate the TC by themselves via selected airline sites during or before check in.